
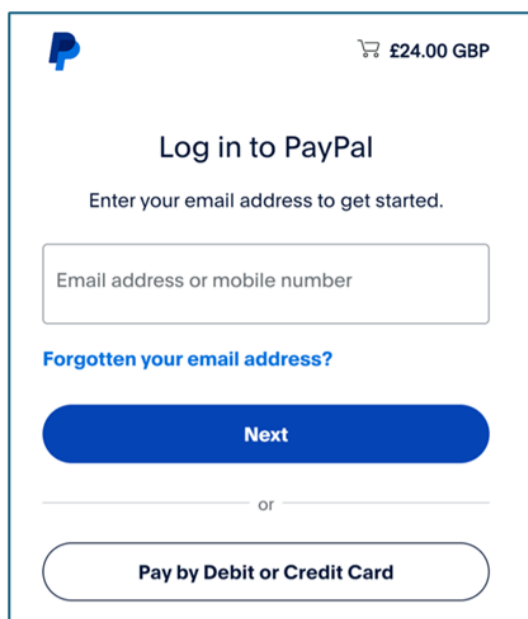


# How to pay by Paypal using a debit or credit card

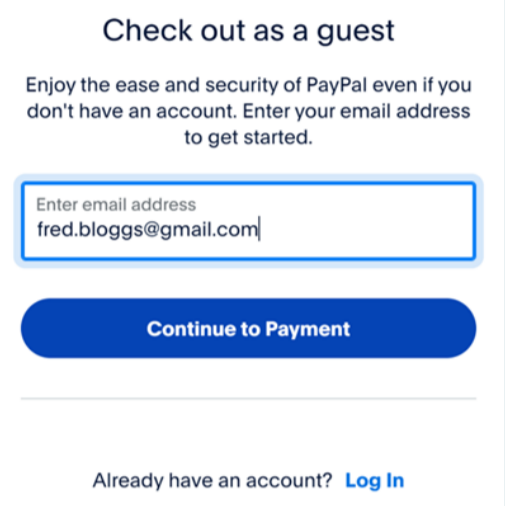
When you click on the  icon



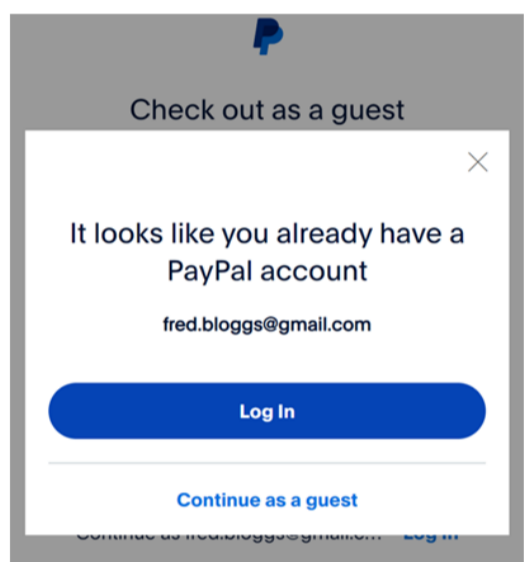
you will see a request to login to Paypal as in the image on the right. Click the “Pay by Debit or Credit Card” option at the bottom of the screen.



This will display a “Check out as a guest” screen as on the left. Enter your email address and click “Continue to Payment”



If you have a Paypal account then Paypal will recognise your email address and invite you to “Log In” as in the image on the right. Ignore this and click “Continue as a guest”



## Pay with debit or credit card

Your financial details won't be shared with the seller.

Country/region  
United Kingdom

Email address  
fred.bloggs@gmail.com

Phone type  
Mobile

Phone number  
+44



Card number

Expiry date

Security code

### Billing address

First name

Last name

Address line 1

Address line 2 (optional)

Town/City

County (optional)

Postcode

Delivery address same as billing address

Save information & create your PayPal account

You acknowledge the [terms](#) of the service PayPal provides to the seller, and the [Privacy Statement](#). No PayPal account required.

We'll pre-authorise up to £24.00 GBP on your card, then send you back to the seller to complete your purchase. If you don't complete it or the purchase amount changes, any pending pre-authorisations usually drop off within 1 working day.

Pay now as guest

Paypal will now display a “Pay with debit or credit card” screen as in the image on the left. Fill in your mobile number, debit or credit card details and billing address and finally click the “Pay now as guest” button at the bottom of the page